

DOVT CPV Antigen Rapid Test Essential for Veterinary Hospitals CE ISO Certifications

Our Product Introduction

for more products please visit us on oxygenconcentratormedical.com

Basic Information

- Place of Origin: China
- Brand Name: DVOT
- Certification: CE/ISO
- Model Number: CPV Ag
- Minimum Order Quantity: 360 test
- Price: 0.78USD
- Packaging Details: OPP Packing
- Delivery Time: 15-20 work days
- Payment Terms: D/P, T/T, Western Union, MoneyGram
- Supply Ability: 1000000pcs



Product Specification

- Accuracy: 99%
- Test Time: 8mins
- Certifications: CE ISO
- Time Of Use: Disposable
- Keyword: Antigen Rapid Test
- Highlight: CPV Antigen Rapid Test, Veterinary Hospitals CPV Antigen Rapid Test



More Images



Product Description

DOVT Canine Poliovirus Antigen Test (CPV), Essential for Veterinary Hospitals, Highly Accurate

Product Description:

CPV is a highly contagious virus that primarily infects dogs and causes damage to their intestinal mucosa, leading to vomiting and diarrhea. This is an antigenic rapid test kit designed to test for Canine Parvo Virus (CPV, Canine Parvovirus). It can accurately and rapidly detect the presence of Canine Parvo Virus antigen in dogs in a short period of time, providing veterinarians in clinical practice or pet owners with a quick and convenient diagnostic basis for CPV infections, and is a reliable auxiliary diagnostic tool for use in homes and clinics.

Applications:

The Canine Parvo Virus Antigen Test ensures the accuracy and reliability of the test results through strict quality control, and the test takes only 8 minutes to obtain the results, which greatly improves the diagnostic efficiency. Simple to use, no complex equipment or additional reagents are required, users can simply follow the instructions to complete the test. The product has a 24-month shelf life and remains stable at (2-30°C), ensuring the accuracy and reliability of the test.

Accuracy 精度	99%
Test Time	8mins 8分
Certifications	CE,ISO CE,ISO
Time Of Use 使用	Disposable 一次性
Keyword 字	Antigen Rapid Test 抗原快速

Support and Services:

Our medical diagnostic test kits are designed for accuracy and ease of use. We offer technical support services to assist with any questions or issues that may arise during the testing process.

Test Method:

1. Use a sterile swab to collect anal secretions from dogs.
2. Insert the swab into the tube of test buffer provided and mix thoroughly to obtain a valid sample extract.
3. Remove the test card from the aluminum foil pouch and place it horizontally.
4. Pipette the processed sample extract from the test buffer tube into the sample hole "S" of the test card.
5. Read the result after 8 minutes.

Interpretation of results:

Positive (+): A clear "C" line (control line) and "T" line (test line) appear on the test card at the same time, regardless of whether the "T" line is clear or blurred, it is regarded as a positive result. Negative (-)

Negative (-): Only the "C" line appears clearly on the test card without the "T" line, which is regarded as a negative result.

Invalid: The "C" line on the test card does not appear any color lines, is considered invalid results, need to be re-tested.



Canine Parvo Virus Antigen Test

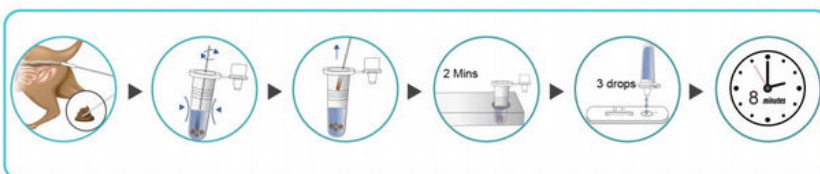
Canine Parvovirus disease is a highly contagious disease caused by Canine Parvovirus (CPV). Dogs generally die in a short period of time.



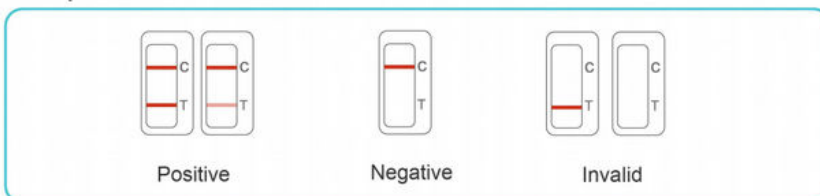
This product does not require any additional equipment and is used for in-vitro qualitative screening for Canine Parvovirus (CPV) antigen in dog feces. This product can detect CPV-2, CPV-2a, CPV-2b, CPV-2c and CPV-1 strains. This product is used for self-test.



Test steps are as follows




Interpretation of Results



Ordering Information

Description	SPECIMEN	Shelf life	Storage	Pack size
CPV Ag	Feces	24 months	2-30°C	1/5/25 test(s)/kit



 +86 13760822077  kaylayi0612@foxmail.com  oxygenconcentratormedical.com

Room D, 7th Floor, Guang Long Building, 162 Ping Xin North Road, PingHu Street, LongGang District,
ShenZhen